

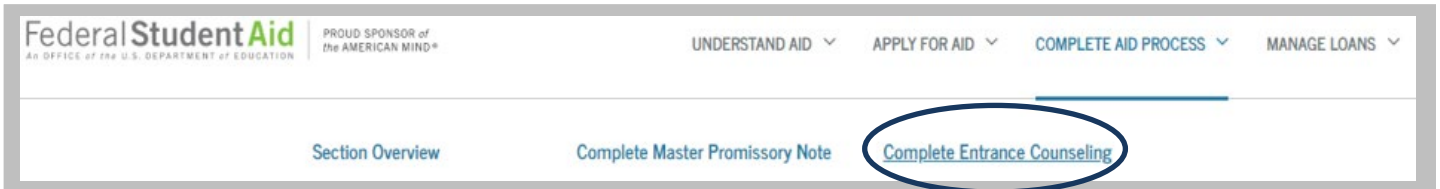
GUIDE TO ACCEPTING YOUR STUDENT LOANS:

1. Log into <https://studentaid.gov/> using your FSA ID:



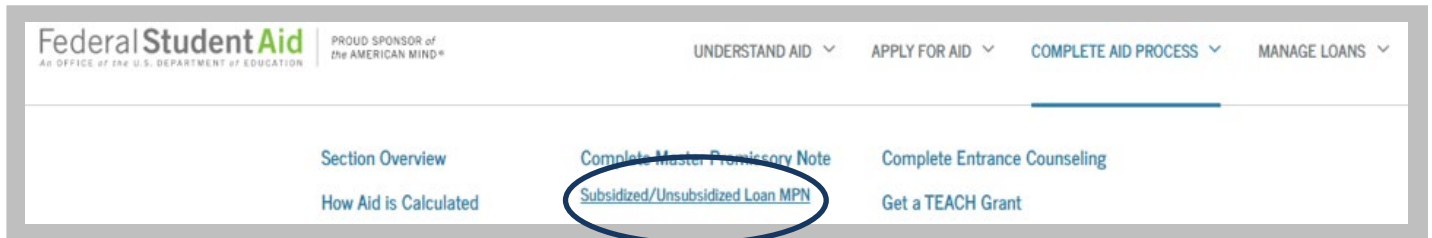
- a. You may retrieve your FSA ID from <https://fsaid.ed.gov> if you do not remember your username and/or password.

2. To Complete Entrance Counseling:



- a. Click on the **Complete Aid Process** drop-down
- b. Choose **Complete Entrance Counseling** as the counseling type.
- c. Choose to complete the counseling as an Undergraduate student.
- d. Read the information presented and answer the questions.
- e. Once your counseling is completed and submitted, UIW will receive the results electronically in 1-2 business days.

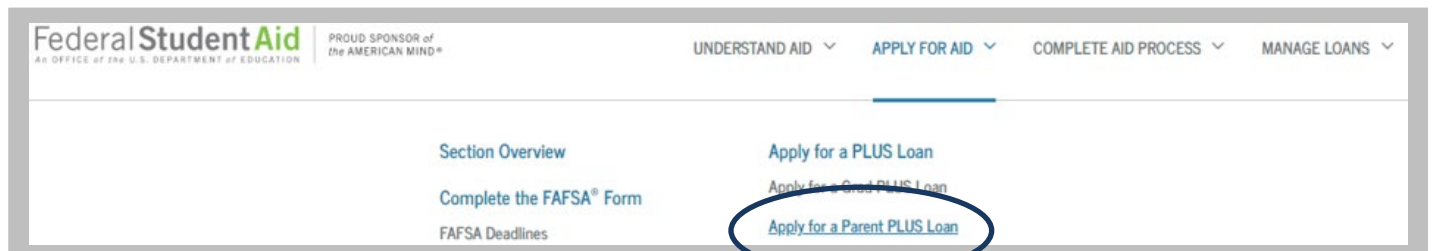
3. To Complete Master Promissory Note (MPN):



- a. Click on the **Complete Aid Process** drop-down
- b. Under Complete Master Promissory Note, choose **Subsidized/Unsubsidized Loan MPN**
- c. Complete your personal information, references, review the information, and then sign and submit. UIW will receive the results electronically in 1-2 business days. The MPN may not show as completed in our system until your loan(s) has been originated (after you are enrolled, and your aid file is complete).

To Apply for the Parent PLUS Loan (optional)

1. The PARENT will log in at <https://studentaid.gov/> using their FSA ID



- a. Click on the **Apply for Aid** drop-down
- b. Choose **Apply for a Parent PLUS Loan**
- c. Enter required information and submit – you will instantly be given a credit decision.
- d. UIW will receive the results electronically and process the loan as indicated in your application.
- e. Please contact the [Office of Financial Assistance](#) for questions on your loan status.