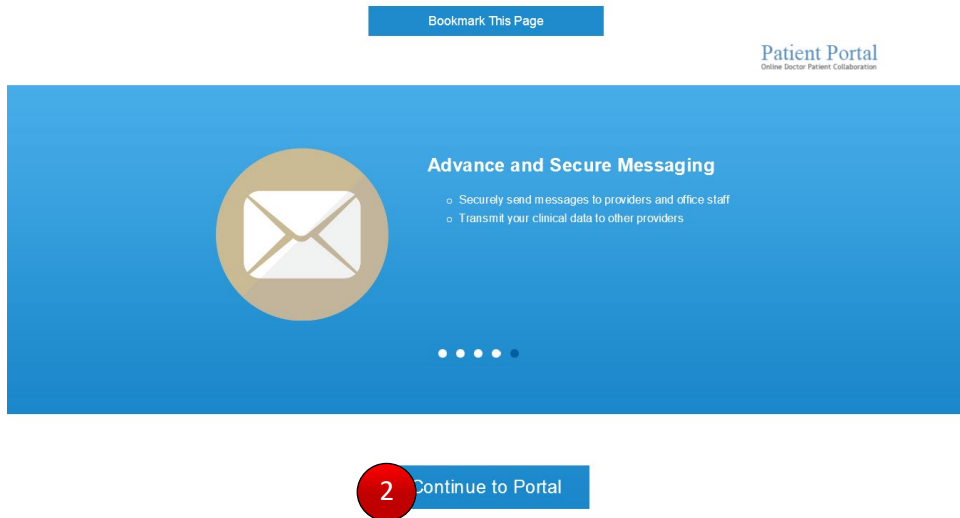



Instructions for Uploading Meningitis/Immunization Records And Accessing UIW Health Services Patient Portal

- I. STEP ONE REGISTER: First step of uploading meningitis/immunization records is to register on the UIW Health Services Patient Portal. Once registration is accepted, you will use the patient portal to send your records. Please follow the instructions and screen shots below.
 - 1) To access the UIW Health Services patient portal, visit <https://cloud10.curemd.com/PatientPortal/CurePatientHome.aspx?UIWHS>.
 - 2) Click the "Continue to Portal" box at the bottom of the page.



-
-
- 3) To register, click on "Register Now" at the top of the page or login if you are already registered. Please complete all required fields.



Instructions for Uploading Meningitis/Immunization Records And Accessing UIW Health Services Patient Portal

- Below is the first page of the registration process. Fill out all required fields, which are indicated with an asterisk (*).
- Click "Next" as you complete each page/section. There will be several pages to the registration process. You need only complete the required information indicated with asterisk (*).

Demographics | Contacts | Insurance | Social Hx | Family Hx | Surgery Hx | Medical Hx | OB/GYN Hx | Allergies | HIPAA | Insurance

Title * indicates a mandatory field

First Name*

Middle

Last Name*

Portal Username*

Password*

Confirm Password*

Gender* Male Female Other

Gender Identity:

Sexual Orientation:

Status

DOB* DOB is required.

SSN

Ethnicity

Race

Preferred Language

Address 1*

Address 2

Zip* City* State*

Cell Phone* Cell Phone is required.

Home Phone

Office Phone

Email* Email is required.

Location*

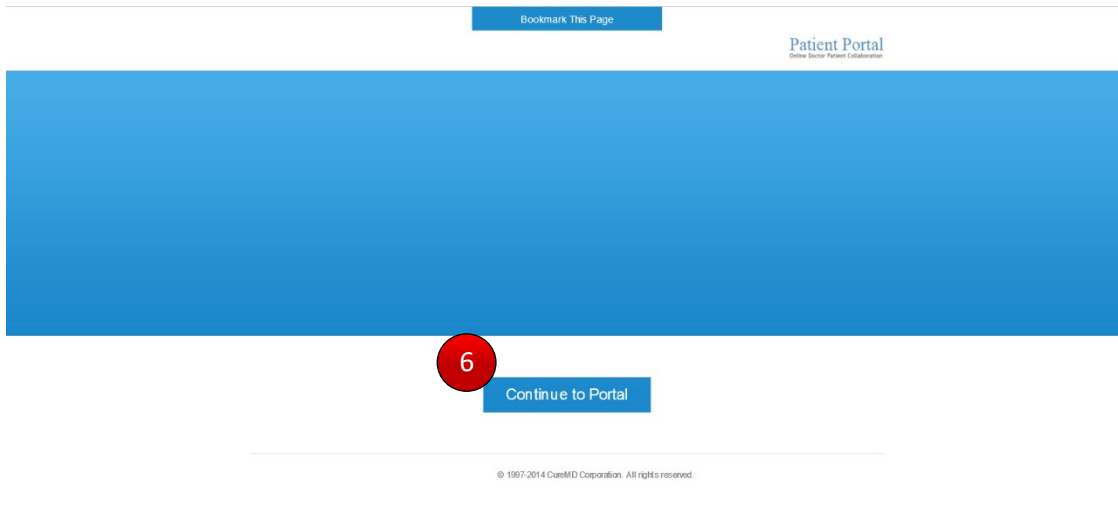
Referral Source

5 Next

After the registration request is submitted, you will receive an acceptance e-mail from the clinic. Once your request has been accepted, you will need to visit the portal to send your shot record.

Instructions for Uploading Meningitis/Immunization Records And Accessing UIW Health Services Patient Portal

- II. STEP TWO UPLOAD: Once confirmation e-mail is received, proceed to the portal to upload your meningitis/shot record (<https://cloud10.curemd.com/PatientPortal/CurePatientHome.aspx?UIWHS>). A link will also be provided in the e-mail.
- 6) The below page should appear. Click "Continue to Portal" link.



The Main portal page will appear (see below).

- 7) Login to portal with username and password you set up at time of registration.

UIW Health Services
4301 Broadway, CPO #30 San Antonio, TX 78209-6318
(210) 829-6017

Patient Portal
Online Doctor Patient Collaboration

Home Our Staff Practice Forms Keep in touch Register Now **LOGIN**

UNIVERSITY OF THE INCARNATE WORD
SCHOOL of OSTEOPATHIC MEDICINE

Welcome to Patient Portal, an online Portal enables real-time collaboration between patients, providers and referring physicians to better manage your care, allowing you and your provider to share health information in a highly secure and confidential environment. From scheduling appointments to viewing lab results and more, Patient Portal delivers information directly to your desktop.

UIWSOM Health Services
Primary Care Clinic
4301 Broadway, CPO #30
San Antonio, TX 78209-6318
healthsvcs@uiwbc.edu
Phone # 210-829-6017
Fax# 210-829-3125

Service
We are located on the ground level of Agnese/Sosa parking garage. The entrance to our facility is behind the Nursing Building; there is a red awning over the door. Services are available to all UIW students and employees.

Services provided include treatment of acute illnesses and injuries, sexually transmitted infection screening, immunizations, diabetes treatment, blood pressure management, cholesterol screening, health promotion, and education.

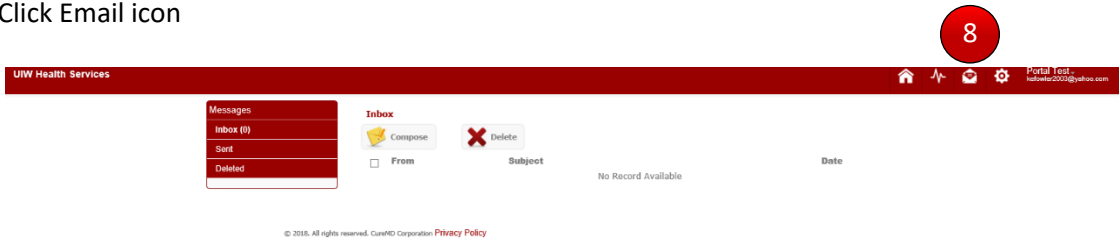
Physical exams and well woman exams are by appointment only.

Business Hours

Day	Open	Close
Monday	8:00 AM	5:00 PM
Tuesday	8:00 AM	5:00 PM
Wednesday	8:00 AM	5:00 PM
Thursday	8:00 AM	5:00 PM
Friday	8:00 AM	5:00 PM

Instructions for Uploading Meningitis/Immunization Records And Accessing UIW Health Services Patient Portal

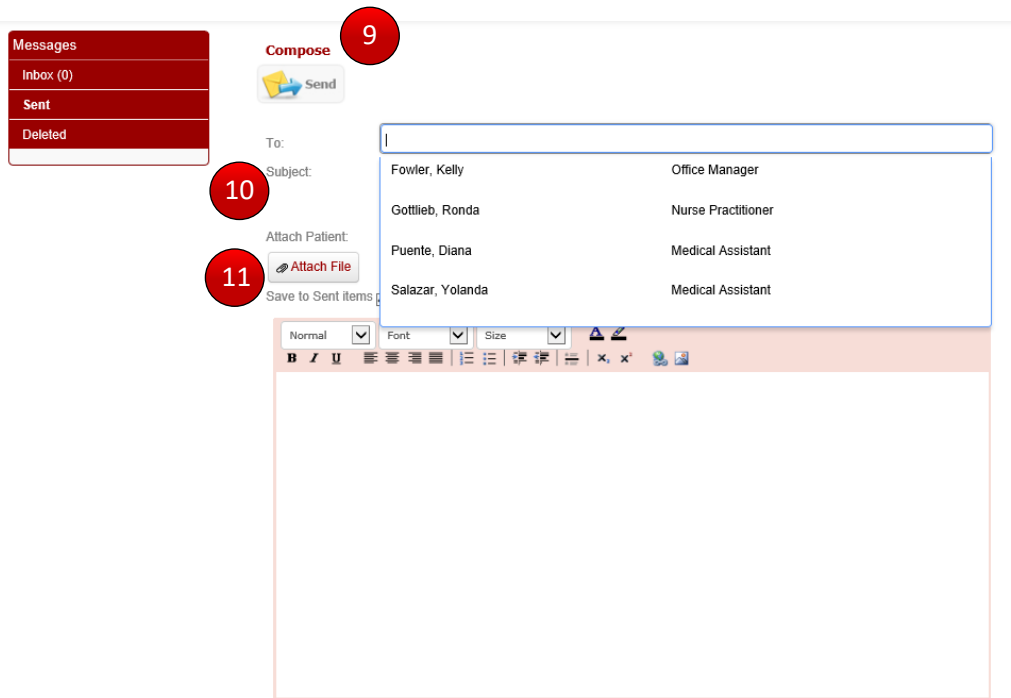
8) Click Email icon



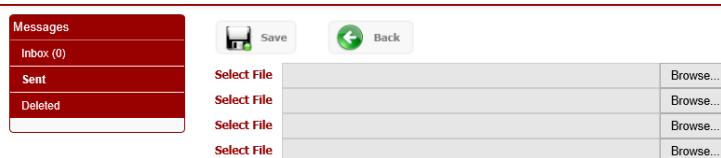
9) Compose email and send to Yolanda Salazar and Diana Puente.

10) Subject should be "Meningitis Record" and documentation should include your Student ID Number, Date of Birth and Name. This should be written on your shot record and included in the text of the message.

11) Click Attach file (preferred file format is pdf or jpeg)



12) Locate your saved file on your device, upload file and save.



13) Once your message and uploading is complete, click send.