



**Department of Mathematics
and Statistics**

AY: 2021-2022

Dear Student,

Welcome to the University of the Incarnate Word. The math faculty is excited to help you get started on your preparation for your college math track. **The following is required for your math pathway:**

BEFORE you are allowed to take your core mathematics class (MATH 1304, 1306, 1308 or 2303), you are required to complete the UIW Mathematics Placement through ALEKS Placement, Preparation and Learning (PPL). Success in college begins with appropriate course placement. With a unique combination of adaptive assessment and personalized learning, ALEKS PPL will accurately measure your math foundation and will create a personalized learning module for you to review and refresh your math knowledge. Correct math placement is also very important for your success in your college education. This allows you to be placed correctly in the right course, expediting your path to complete your degree. You will even be able to work beyond your initial ALEKS placement to advance even further into the UIW math offerings. The last day your ALEKS PPL score will count for math placement will be **August 6, 2021 at 11:59 pm CDT.**

General Information about the Remote Assessment

1. No outside assistance is permitted. Outside assistance includes getting help from others and from other materials. Other individuals are not to be in the room while you are taking the test.
2. Your computer's webcam and the lockdown browser will be used as your personal proctor. The webcam lens must not be covered up or otherwise obscured. It must show your face at all times.
 - a. If the webcam is built into the screen, avoid making screen adjustments after the exam starts. A common mistake is to push the screen back, resulting in only the top portion of the face being recorded.
 - b. Don't lie down on a couch or bed while taking an exam. There is a greater chance you'll move out of the video frame or change your relative position to the webcam.
 - c. Don't take an exam in a dark room. If the details of your face don't show clearly during the webcam check, the automated video analysis is more likely to flag you as missing.
 - d. Avoid backlighting situations, such as sitting with your back to a window. The general rule is to have light in front of your face, not behind your head.

e. Select a distraction-free environment for the exam. Televisions and other people in the room can draw your attention away from the screen. Other people that come into view of the webcam may also trigger flags by the automated system.

3. No outside calculators are permitted. A calculator icon will appear on the screen when it is allowed to be used. Blank paper and a pen/pencil are allowed for you to work out problems, however. No use of cell phones or other electronic devices are permitted.

The University of the Incarnate Word takes academic integrity very seriously and investigates all allegations of academic dishonesty. If you are found to be in violation of the academic integrity policy, you run the risk of having your test score invalidated.

About the ALEKS PPL Math Placement Assessment

ALEKS PPL is an online, adaptive system that covers a broad spectrum of mathematics topics. The length of the Placement Assessment will vary but can be up to 30 questions. You will see some, but not all, of the math you have learned in high school. It is a Placement Assessment, not a preview of math courses at the University of the Incarnate Word. It is designed to identify if you are prepared for a particular course. After you take your first Placement Assessment, you will have the opportunity to review and master additional topics to reassess and improve your placement.

- It is up to 30 questions, 60-90 minute assessment, but you have up to 2.5 hours to complete it. You cannot save and come back to the test, you must complete it in one sitting.
- The problems must be done in order. Once you have answered a question, you cannot go back and change it.

How do I get technical support for the Math Placement Assessment?

For technical support assistance, you may call ALEKS technical support at (800) 258-2374. You may also call the UIW Help Desk at 210-829-2721.

How do I get math advising support?

If you have questions about your placement assessment scores and the courses you should take for your degree program, contact your academic advisor in your major.

Steps to begin ALEKS PPL

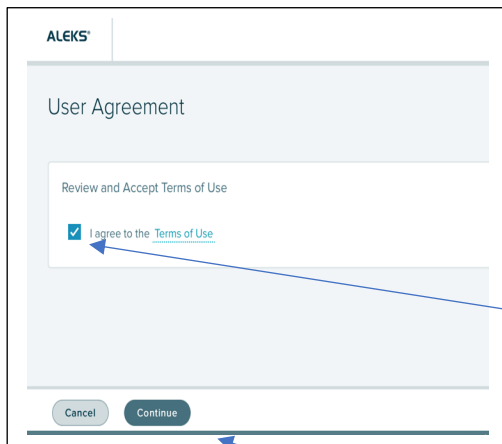
1. GO to the following link

https://secure.aleks.com/shiblogon/sso?sso_account=0428f58&enroll_class_code=L6FUL-444WJ

2. You will then be directed to put your UIW credentials (ID and password) to register. Your UIW ID is included in your UIW welcome letter from the Registrar's Office.

You will be directed to the following screens.

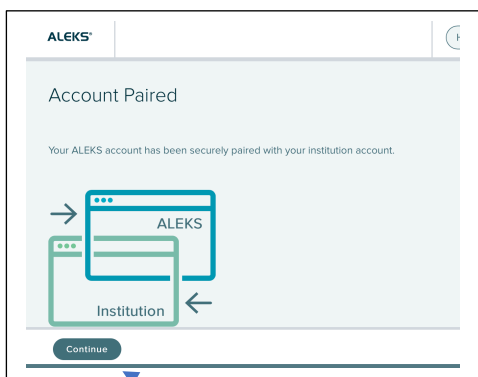
3.



Check I agree

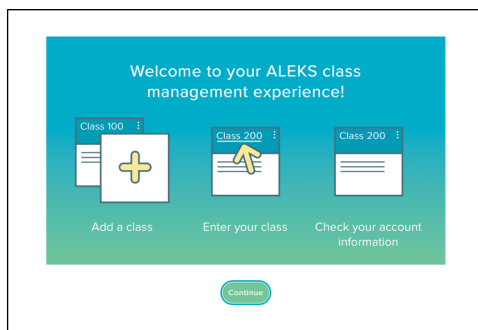
Select *Continue*

4.

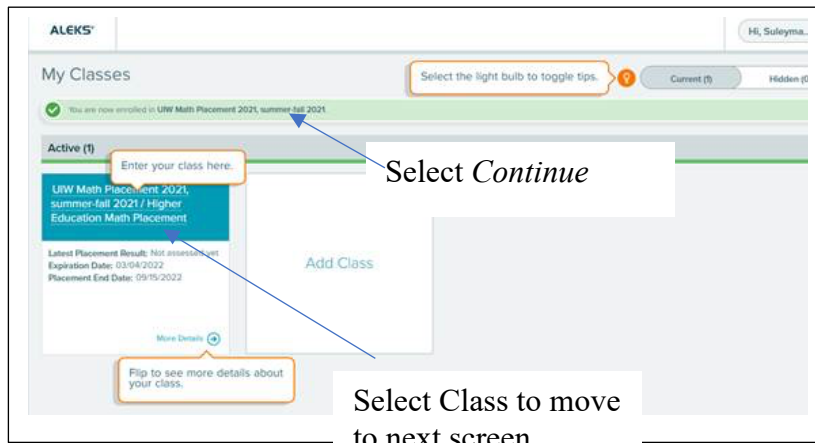


Select *Continue*

5.



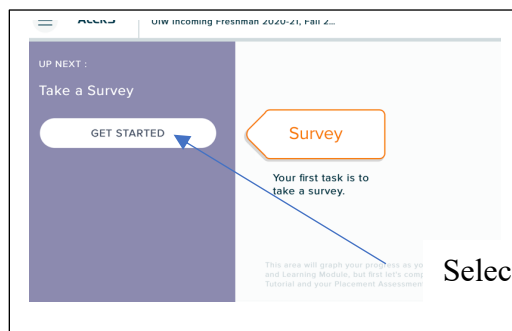
6.



7.

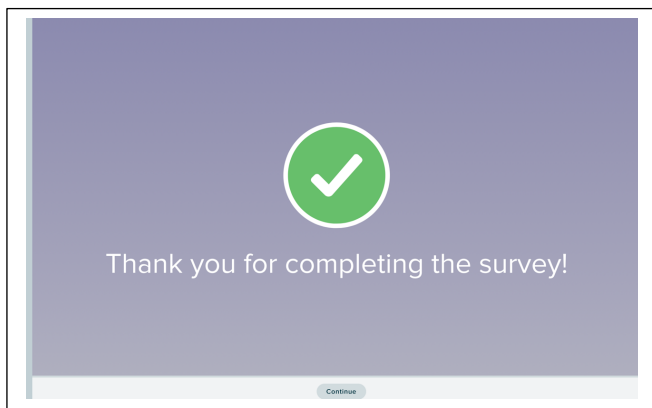


8.



Before getting started, you will be asked to fill out a very brief survey regarding your last math class. Please fill out the survey to the best of your ability.

9.



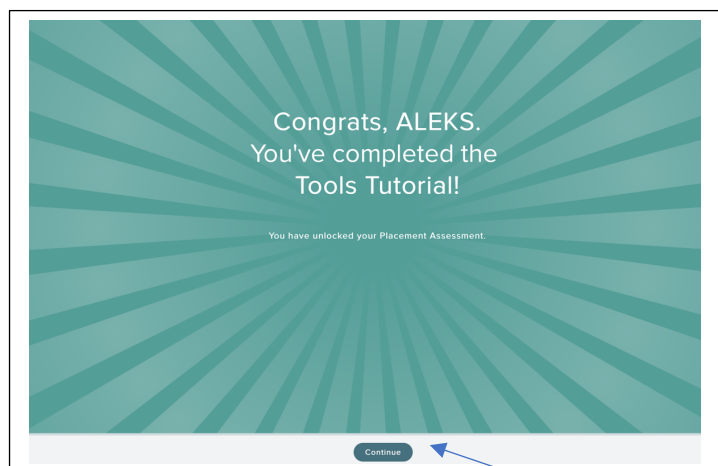
Select *Continue*

10.



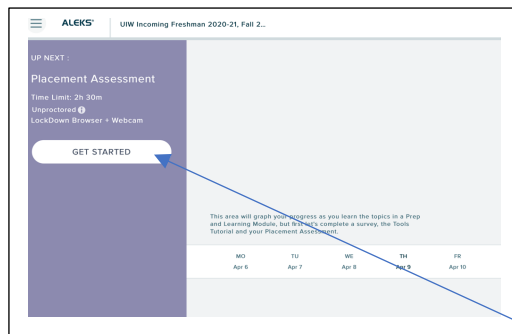
ALEKS will begin with a brief tutorial to make sure you are comfortable with the math palette tools before your Placement Assessment begins. The tutorial shows you how to enter different types of answers, how to use the ALEKS calculator, and how to graph. If you aren't sure how to input an answer, or need help while you are taking the ALEKS Placement Assessment, select the **Help** button below the answer pallet tools. Going to the tutorial during your Placement Assessment will **NOT** impact your Placement Assessment results.

11.



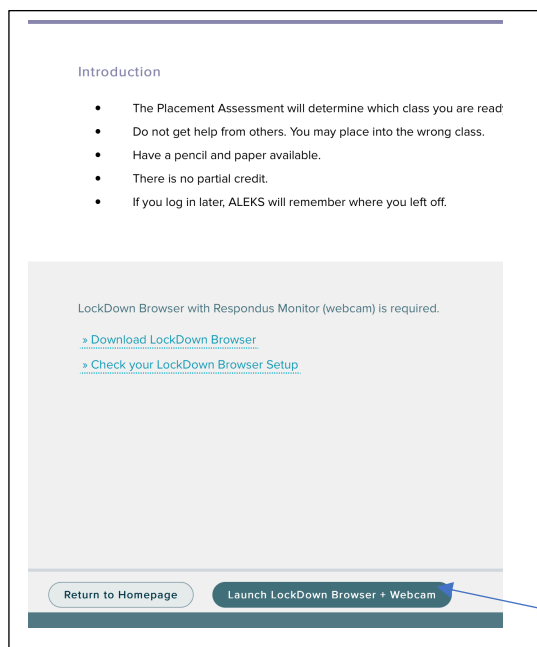
Select *Continue*

12.



Select *Get Started*

13.



Select *Launch LockDown Browser + Webcam*

If you have problems launching the Respondus Lockdown Browser you can find more information here: https://my.uiw.edu/ird/_docs/m3respondusinstall.pdf

14. Begin the Assessment. Remember you have 2.5 hours to complete and about 30 questions.

After your Assessment: What class does this put me in?

After completing the Placement Assessment, you will see your score. You will then be able to see what class you placed into, view cut score information, and the number of times that the Placement Assessment can be retaken.

| ALEKS Score | Math Placement |
|-----------------------------|---|
| ALEKS PPL 0 - 45 | MATH 0320 (Intermediate Algebra) <i>This course does not count toward degree requirements.</i> |
| ALEKS PPL score of 46 - 60 | Placed into either ** MATH 1304 (College Algebra), MATH 2303 (Intro to Probability and Statistics), MATH 1306 (College Geometry), or MATH 1308 (Finite Math) <i>** Course dependent upon degree plan requirements.</i> |
| ALEKS PPL score of 61 - 75 | MATH 1311 (Pre-Calculus) |
| ALEKS PPL score of 76 - 100 | MATH 2312 (Calculus I) or appropriate math course required by degree program. |

Retaking the Math Placement Assessment

You will need 3 hours of learning modules and 48 hours of time completed between each assessment.

- It is *highly* encouraged to retake the assessment at least one other time.
- You have up to **five** attempts on the Placement Assessment.
- Before retaking the assessment however, you will need to practice your learning modules.
- To access your modules for the first time, you will need to log back into your ALEKS account as if you are going to take the test again.
- After you log in, select START MY PATH from the Primary Guidance Menu to start your module work. *Please note you will only be able to choose one of the offered paths.*
- Once you choose one, you will not be able to change it.
- In order to take the assessment again you must have at least **3 hours of modules completed.**
- There is a cool off period of 48 hours before you can access your next attempt.
- Keep in mind, the last day to take a placement assessment for Fall 2021 is on **August 6, 2021 at 11:59 pm CDT. Therefore, you would have needed to complete your previous placement assessment 48 hours before.**