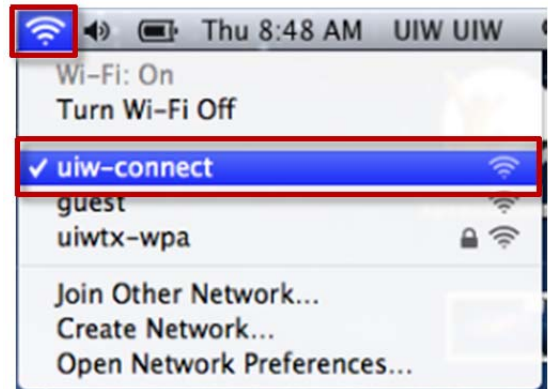

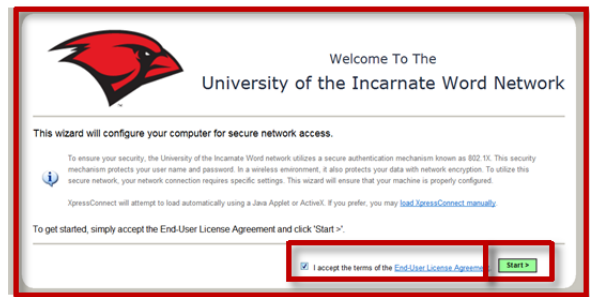



Connect to the UIW Connect Network (Mac)

1. Locate the **Wireless Network Connection icon**  and click it
2. From the **Wireless Network Connection** list, choose **UIW Connect**



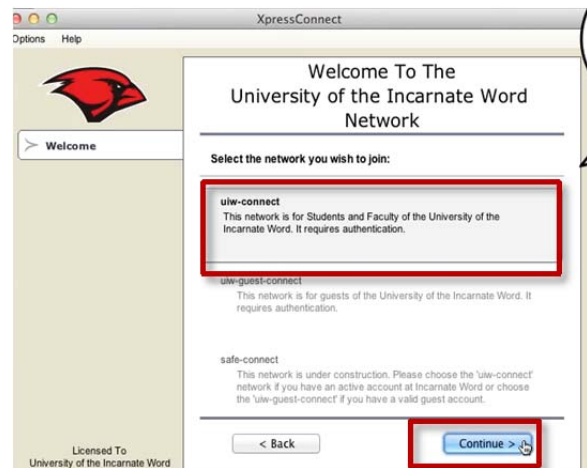
3. Open **Safari**
4. The **UIW Network welcome page** opens
5. Click and apply a checkmark in *I accept the Terms of the End User License Agreement* checkbox.
6. Click **Start** 



7. The **Applet Dialogue Box** opens
8. Click **Allow Applets from 172.16.XXX.XXX**
9. Click **Allow** 

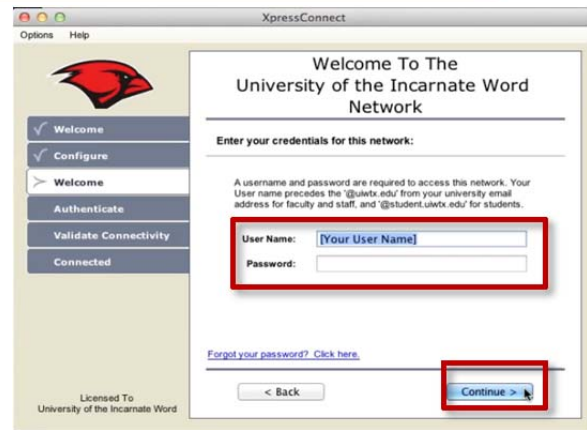


10. Select **UIW Connect**
11. Click **Continue** 



12. Type your **UIW Username and Password**

13. Click **Continue** 



14. Type your **MAC username and password**

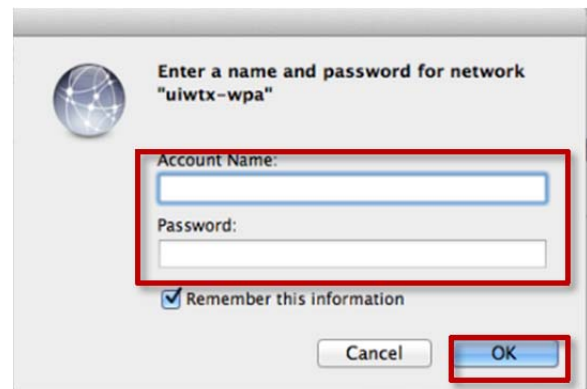
15. Click **OK** 



16. If you *miss-type your password*, or your password has expired, you will be prompted to re-enter your **Account Name (username) and Password**.

17. Click **OK** 

18. If you continue to have issues, please contact the **Help Desk at 829-2721**



19. After a few seconds, your connection to the wireless network will be established.

