

# BannerWeb Login Instructions

---

In order to log into BannerWeb, you must have the web address, a User ID and a password.

Step 1 – Enter the following web address into your internet browser:

<https://bannerweb.uiwtx.edu>

Step 2 – Enter your User ID: (your numeric PIDM also known as student ID). Enter your PIN: (first time users this is your DOB in MMDDYY format).



[HELP](#) [EXIT](#)

---

## Welcome to the UIW BannerWeb Information System!

First time users should consult the [login instructions](#).

Please contact individual offices with specific questions:

<a href="#">Office of Human Resources:</a> (210) 829-6019	<a href="#">Payroll Office:</a> (210) 805-5860
<a href="#">Office of Admissions:</a> (210) 829-6005	<a href="#">Office of Financial Assistance:</a> (210) 829-6008
<a href="#">Business Office:</a> (210) 829-6043	<a href="#">Office of the Registrar:</a> (210) 829-6006
<a href="#">ADCaP Office:</a> (210) 829-3889	<a href="#">Virtual University</a>

For any technical questions, please contact the [Help Desk](#).

[Transcript Requests for students that attended before Fall 1996](#)

[General Financial Aid Links](#)

[Downloadable Class Schedule \(Allows Quick Listing of All Sections of Each Course Offering\)](#)

[Detailed Schedule \(Comprehensive Details for Each Course and Section Offered\)](#)

[Course Catalog](#)

[Make a Gift to UIW here.](#)

[Support IWHS here.](#)

[Support SACHS here.](#)

Login to Secure Area


User ID:

PIN:

Login

Forgot PIN?


Step 3 – For security reasons, first time users will be prompted to change their default PIN.




[HELP](#) [EXIT](#)

### Login Verification Change PIN

---

 For verification, please re-enter your Personal Identification Number (PIN), then click Login.

 Your PIN has expired. Please change it now.

Re-enter Old PIN: \*


New PIN: \*

Re-enter new PIN: \*

---

**RELEASE: 8.6.1**  
© 2016 Ellucian Company L.P. and its affiliates.


Step 4 – First time users will be prompted to select two Security Questions and submit answers.



[Personal Information](#) [Student Services](#) [Financial Aid](#)

Search   [MENU](#) [SITE MAP](#)

---

 Please enter your new Security Question and Answer and click Submit.

Please Confirm your Pin: \*

**Question number 1 of 2.**

Question:  ▼

Answer:

---

**RELEASE: 8.6.1**  
© 2016 Ellucian Company L.P. and its affiliates.